

4x2 HDMI Matrix, Support 3D

Operating Instructions



Dear Customer

Thank you for purchasing this product. For optimum performance and safety, please read these instructions carefully before connecting, operating or adjusting this product. Please keep this manual for future reference.

FEATURES

- 4 HDMI inputs, 2 HDMI standard outputs,
- High Definition Audio support: Dolby TrueHD, and DTS-HD Master Audio
- The 2 HDMI output ports can be from the same or different sources.
- Manual or remote select source input signal to different sink.
- Auto Signal Enhancement feature can improve signal quality after long distance transmission.
- With remote controller
- High-definition Resolutions support: HDTV - up to 1080p .
- Support 3D video format(Side-by-Side Horizontal)
- Supports 30/36bit deep color display

NOTICE

Our company reserve the right to make changes in the hardware, packaging and any accompanying documentation without prior written notice.

TABLE OF CONTENTS

Specifications
Package Contents
Panel Descriptions
Connecting and Operating
Maintenance
Product Service
Warranty

SPECIFICATIONS

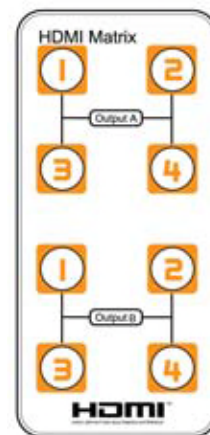
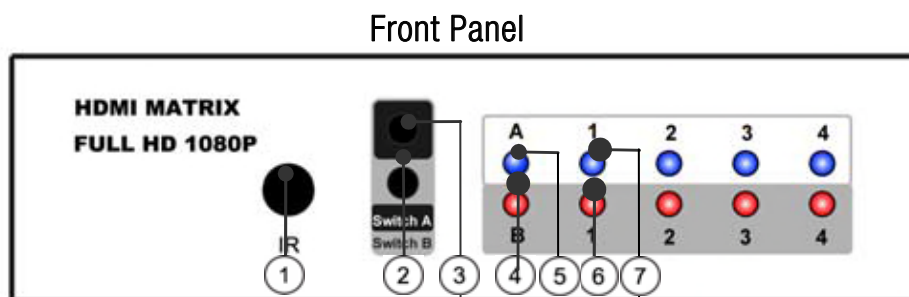
| | |
|-----------------------------|--|
| Operating Temperature Range | -5 to +35°C (+23 to +95°F) |
| Operating Humidity Range | 5 to 90%RH (No Condensation) |
| Input Video Signal | 0.5-1.0 Volts P-P |
| Input DDC Signal | 5 volts p-p(TTL) |
| Data transfer speed rate | 6.75Gbps(Maximum) |
| Video Format Supported | DTV/HDTV: 480i/576i/480P/576P/720P/1080i/1080P 3D video support((Side-by-Side Horizontal) |
| Video Output | HDMI +HDCP2.0 |
| Support Video Color Format | xv-YCC/deep color 36bit |
| Support Audio Format | DTS-HD/true-HD/LPCM7.1/AC3/DTS/DSD |
| Transmission Distance | 15m(Maximum)over standard HDMI cable/26AWG |
| Power consumption | 5watts(Maximum) |
| Dimension (L×W×H) | 115x60x32mm |
| Net Weight | 245g |

Note: Specifications are subject to change without notice. Mass and dimensions are approximate.

PACKING CONTENTS

- 1) Main Unit. 4x2 HDMI Matrix
- 2) 5VDC 2A Power Supply.
- 3) Operating Instructions
- 4) Infrared Remote Controller

PANEL DESCRIPTIONS



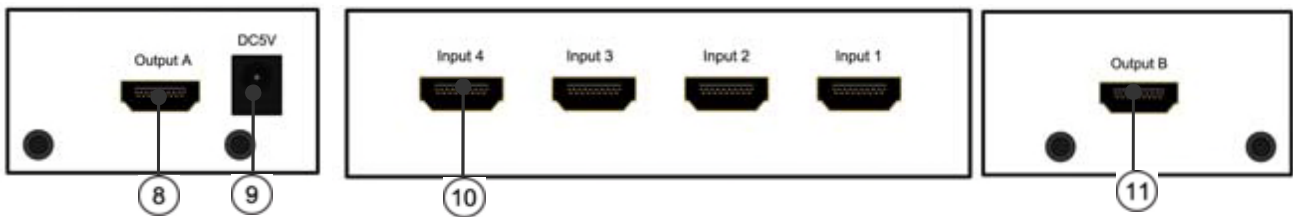
Remote

- ① IR Receiver
- ② OutputB Select Button: Press the " Switch B" button to switch signal source from input 1 to 4.
- ③ OutputA Select Button: Press the " Switch A" button to switch signal source from input 1 to 4
- ④ Indicator of HDMI output B :A red LED light will illuminate when output B works.
- ⑤ Indicator of HDMI output A:A blue LED light will illuminate when output A works.

Left Panel

Rear panel

Right Panel



- ⑥ Indicator of OutputB's Input source:The corresponding red LED light will illuminate according to which input you connect.
- ⑦ Indicator of OutputA's input source:The corresponding blue LED light will illuminate according to which input you connect.
- ⑧ Output A port ⑨ Power input Input ⑩ ports Output ⑪ port

Connecting and Operating

- 1).Connect the HDMI signal sources(Such as PS3,STB etc) into HDMI input.
 - 2).Connect the cables from your displays (monitor or projector) into the HDMI outs of the output A and output B.
 - 3).Plug the 5VDC power supply into Power input and the unit is ready to use .
 - 4).Use the remote controller or press buttons to select input signal source for output A and output B
- Attention:Insert/Extract cable gently.

Please reset power when there is no signal.

MAINTENANCE

Clean this unit with a soft, dry cloth. Never use alcohol, paint thinner or benzene to clean this unit.

PRODUCT SERVICE

- 1) **Damage requiring service:** The unit should be serviced by qualified service personnel if:
 - (a)The DC power supply cord or AC adaptor has been damaged;
 - (b)Objects or liquids have gotten into the unit;
 - (c)The unit has been exposed to rain;
 - (d)The unit does not operate normally or exhibits a marked change in performance;
 - (e)The unit has been dropped or the cabinet damaged.
- 2) **Service Personnel:** Do not attempt to service the unit beyond that described in these operating instructions. Refer all other servicing to authorized servicing personnel.
- 3) **Replacement parts:** When parts need replacing ensure the servicer uses parts specified by the manufacturer or parts that have the same characteristics as the original parts. Unauthorized substitutes may result in fire, electric shock, or other hazards.
- 4) **Safety check:** After repairs or service, ask the servicer to perform safety checks to confirm that the unit is in proper working condition.

WARRANTY

If your product does not work properly because of a defect in materials or workmanship, our Company (referred to as "the warrantor") will , for the length of the period indicated as below,

(Parts(2)Year ,Labor(90) Days) which starts with the date of original purchase ("Limited Warranty period"), at its option either(a) repair your product with new or refurbished parts, or (b) replace it with a new or a refurbished product. The decision to repair or replace will be made by the warrantor.

During the "Labor" Limited Warranty period there will be no charge for labor.

During the "Parts" warranty period, there will be no charge for parts. You must mail-in your product during the warranty period. This Limited Warranty is extended only to the original purchaser and only covers product purchased as new. A purchase receipt or other proof of original purchase date is required for Limited Warranty service.

Mail-In Service

When shipping the unit carefully pack and send it prepaid, adequately insured and preferably in the original carton. Include a letter detailing the complaint and provide a day time phone and/or email address where you can be reached.

LIMITED WARRANTY LIMITS AND EXCLUSIONS

1) This Limited Warranty ONLY COVERS failures due to defects in materials or workmanship, and DOES NOT COVER normal wear and tear or cosmetic damage. The Limited Warranty ALSO DOES NOT COVER damages which occurred in shipment, or failures which are caused by products not supplied by warrantor, or failures which result from accidents, misuse, abuse, neglect, mishandling, misapplication, alteration, faulty installation, set-up adjustments, misadjustment of consumer controls, improper maintenance, power line surge, lightning damage, modification, or service by anyone other than a Factory Service center or other Authorized Servicer, or damage that is attributable to acts of God.

2) THERE ARE NO EXPRESS WARRANTIES EXCEPT AS LISTED UNDER "LIMITED WARRANTY COVERAGE". THE WARRANTOR IS NOT LIABLE FOR INCIDENTAL OR CONSEQUENTIAL DAMAGES RESULTING FROM THE USE OF THIS PRODUCT, OR ARISING OUT OF ANY BREACH OF THIS WARRANTY. (As examples, this excludes damages for lost time, cost of having someone remove or re-install an installed unit if applicable, travel to and from the service, loss of or damage to media or images, data or other recorded content. The items listed are not exclusive, but are for illustration only.)

3) PARTS AND SERVICE, WHICH ARE NOT COVERED BY THIS LIMITED WARRANTY, ARE YOUR RESPONSIBILITY.